



# *Weighers*

KA 10/25/50, B 50/100

Kongskilde  
Weighers



# Facts about KONGSKILDE Automatic Batch weighers

The Kongskilde batch weighers operate on a continuous batch weighing principle, in which the material flows constantly through the weigher at a given capacity.

Weighing is based on establishing a balance between the batch of the material and the weigher's fixed weight. This ensures optimum accuracy, irrespective of the material being weighed.

The robust but simple construction of the weighers ensures their reliable operation and makes the various models well suited to many agricultural and industrial applications.



## Applications

The weighers may be used to record total throughput or to cut off the material flow once the required weight has been achieved.

## Range of Materials

The weighers can be used for the weighing of cereals and other granular materials up to a particle size of 15 mm. They can also be used to weigh coarse ground materials, but are not suitable for fine meal or similar materials which bridge easily.

Their design enables them to be incorporated into conveying systems: to record material weight entering and leaving storage, to control ingredient weight for milling, and finished-mix weights for on-farm distribution.

## Selecting the Correct Weigher

(see weigher data section).

The weigher should have, at least, a capacity equal to other equipment involved in the installation.

## Control of Material Flow

Weighers fitted with pre-set electrical counters can control the starting and stopping of conveying systems and the opening and closing of electrically or pneumatically operated shutters.

Such controls are possible using either of the control units, types DE and DRE, in conjunction with the KA 10 and KA 25.

## Twin-compartment Weighers:

The smallest models are suitable for mixing and feeding installations. The KA 10 can be fitted with an inlet control shutter (see accessories).

## Single compartment Weighers:

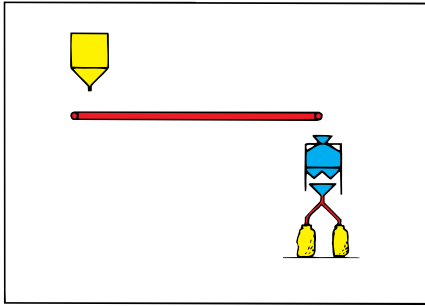
These combine great accuracy (+/-0.5%) with high capacity (up to 40 t/h). A facility incorporated in the machine simplifies check weighing and calibration.

The weighers can be linked to system controlling batch weighing.

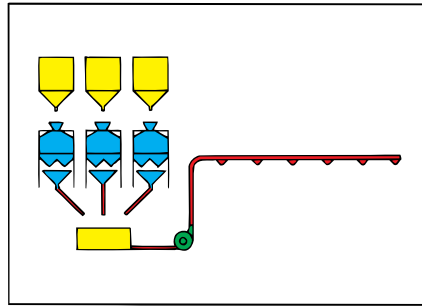
Weigher type	Twin-compartment weighers			Single-compartment weighers	
	KA 10	KA 25	KA 50	B 50	B100
Contents per comp. std., kg	10	25	50	50	100
Contents per comp. min/max, kg	6-12	20-30	40-60	40-60	70-125
Capacity t/h (dry barley)	8	15	25	27	40
Volume per compartment, litres	26	68	130	120	225
Net weight, kg	30	52	75	85	142
Accuracy deviation (subject to correct adjustment and operation)	+/-1%	+/-1%	+/-1%	+/-0,5%	+/-0,5%

*All weighers are balanced at the factory to weigh out the batch indicated. If desired, the weight may be varied within the limits stated above.*

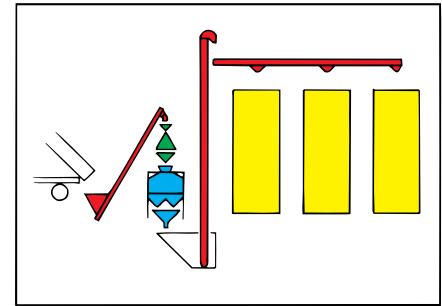
## Examples of practical applications



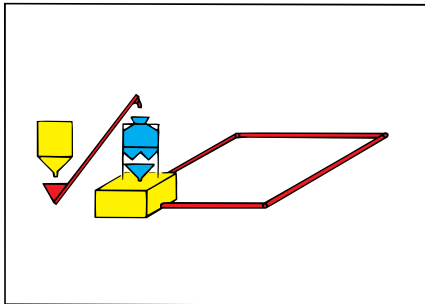
Checking weighing prior to bagging.



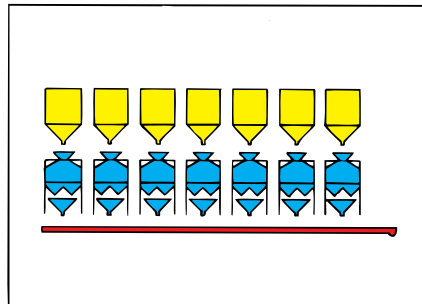
Blending ingredients for feed systems.



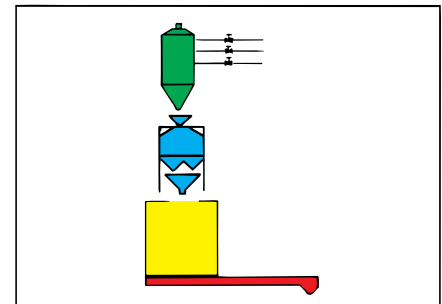
Checking weighing prior to bulk storage.



Monitoring feed consumption and controlling feed intervals/consumption.



Blending of granular materials in industry.

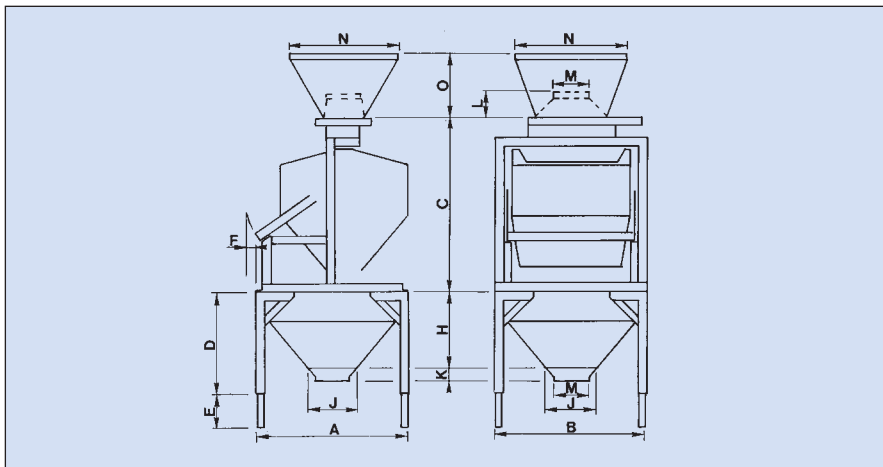
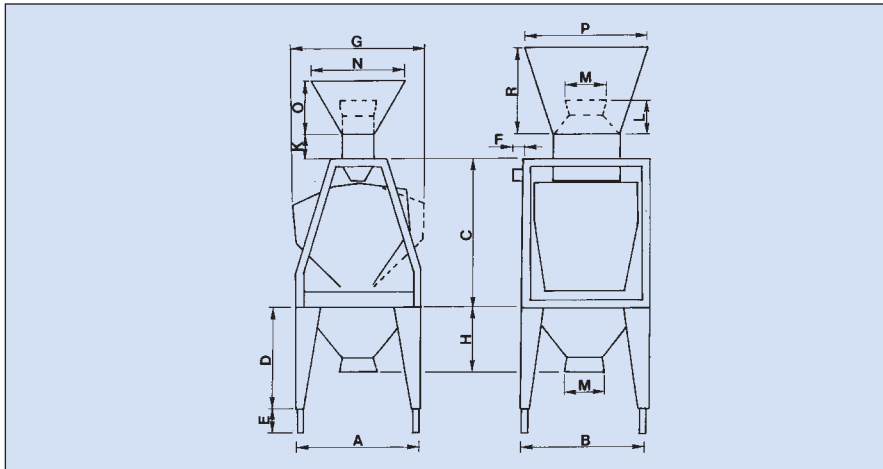


Controlling colour and material composition in plastic industry.

## Dimensions

Weigher type	KA10	KA25	KA50
A	500	660	800
B	500	660	810
C	585	730	840
D	400	600	600
E	0-300	0-400	0-400
F	40	40	40
G	550	720	860
H	250	350	400
K	100	100	100
L	125	125	125
M	OK 160	OK160	OK 200
N	400	400	400
O	200	200	200
P	480	480	480
R	335	335	335

Weigher type	B 50	B 100
A	740	900
B	740	900
C	830	1030
D	600	600
E	0-400	0-400
F	40	50
H	400	485
I	300	300
K	120	120
L	100	150
M	OK 160	OK 200
N	500	670
O	325	380



# Accessories



Electronic counter

Battery Powered counter

Mechanical counter



DRE-device

DE-device

## Counters

As standard, the weighers are fitted with robust 7 digit mechanical counters. As accessories, a battery powered counter together with a microswitch can be supplied. This counter is complete with 6 m of cable. When fitted with a microswitch, all weighers in the range can be linked to electronic counters, with or without batching facility, as well as other forms of control.

## Pulse Generators

These are generally micro-switches, but pulse sensors can be fitted.

## Check Weighing

All weighers should be checked for accuracy on a regular basis. The single compartment weighers (B50

& B100) can be checked and adjusted by means of the portion of material in the weighing compartment. In twin compartment weighers, the discharge has to be check-weighed. A check-weigh tester is available for the KA10 model. For models KA25 and KA50, allowance should be made, when installing, for easy access to the outlet for collection of the discharge.

## Dust enclosure

Dust covers are available for all models. The covers are of a modular design which facilitates the incorporation of dust extractors, etc.

## Programmable Batch Counters

Models KA10 and KA 25 can be supplied with mechanical programmable batch counters. The programmable batch counters are set by a dial. The dial is set on the wanted quantity to be weighed.


Type D and DR for control of the inlet gate weigher's can be used for weigher type KA10.

Type DE and DRE for electrical control of the feeding conveyor can be used for weighers type KA10 and KA25.

Type D and DE can be set to repeat quantities delivered.

## Accessories

All weighers can be supplied with inlet hoppers (open type), inlet transitions for OK connection, outlet hoppers (square flange or for OK connection), and height adjustable leg sets. A flow control baffle, fitted as the inlet, is available for all type KA weighers. They are standard on the type B weighers.



*The Line of the Weighers manufactured by Kongskilde – one of the most stable and experienced companies in the industry – supported by a solid distributor network, parts availability and service. That's your assurance of years of trouble-free dependable operation and good trade-in value.*



### In Canada contact:

231 Thames Rd. E., Exeter, Ontario, Canada N0M 1S3  
Phone: 1 519 235 0840 / Fax: 1 519 235 2931  
E-mail: mail@kc.kongskilde.com

### In the U.S.A. contact

19551 N. Dixie Hwy., Bowling Green, Ohio U.S.A. 43402  
Phone: 1 800 695 2335 / 1 419 354 1495  
Fax: 1 419 353 5892  
E-mail: mail@kc.kongskilde.com  
Visit website: [www.kongskilde.com](http://www.kongskilde.com)

Dealer: